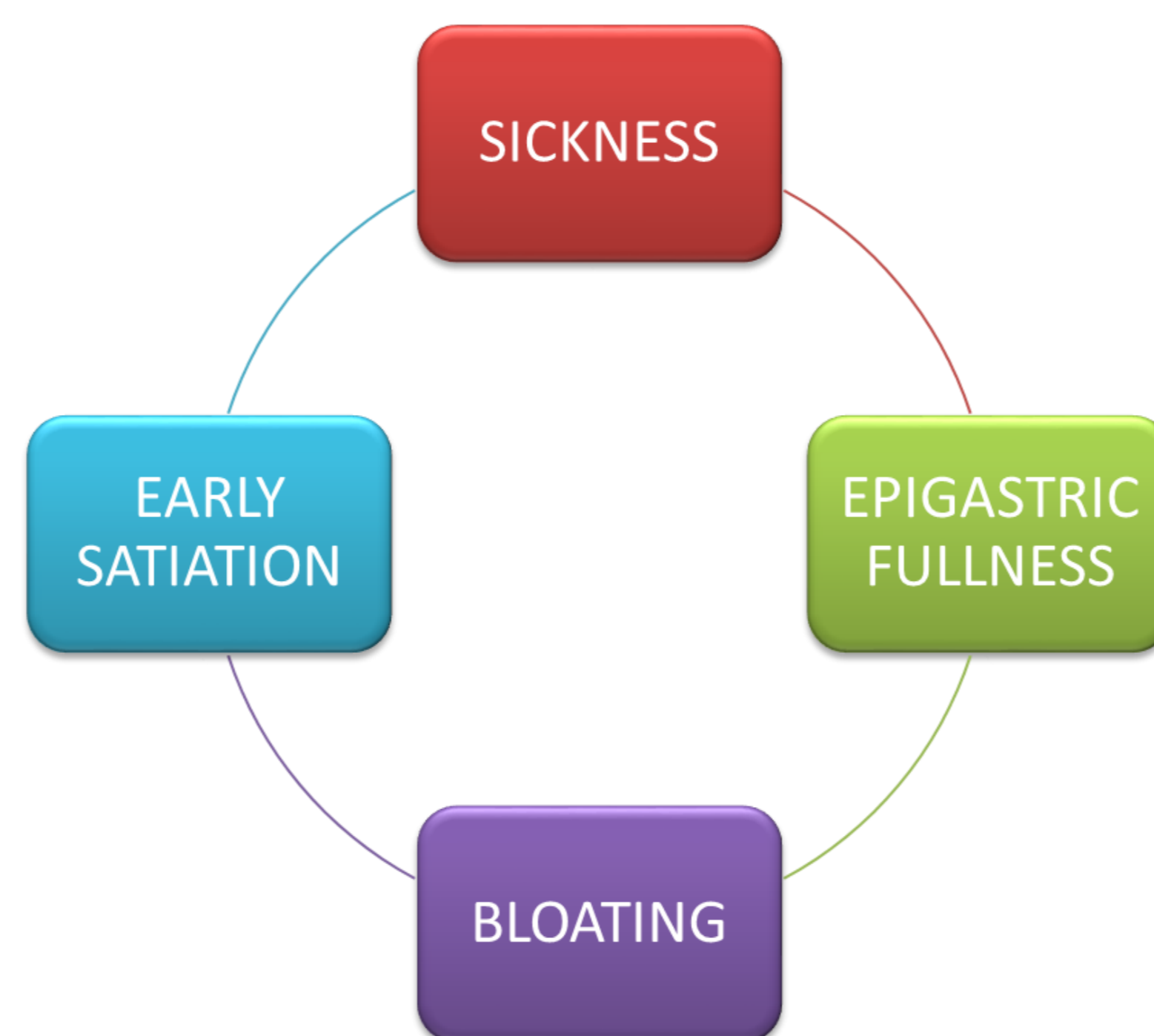
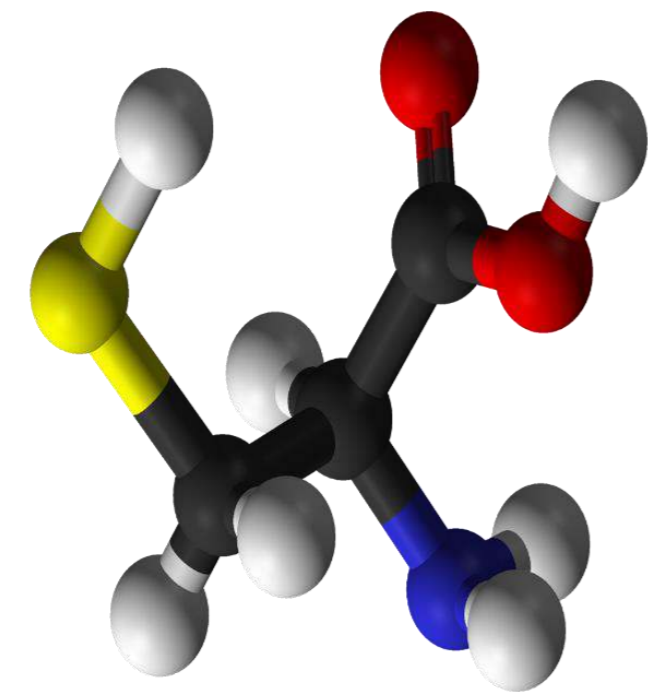


BACKGROUND AND AIM

Chronic Atrophic Gastritis (CAG) is considered a precancerous condition for gastric cancer, being autoimmune gastritis and previous *Helicobacter pylori* (H.p.) infection the two main sources. The majority of the patients affected by CAG is asymptomatic or experiences aspecific manifestations like epigastric fullness, early satiation, nausea, bloating.

The drugs currently used for upper GI diseases, mainly PPIs, appear unappropriate in such patients, mainly because acid production is virtually lacking in CAG.

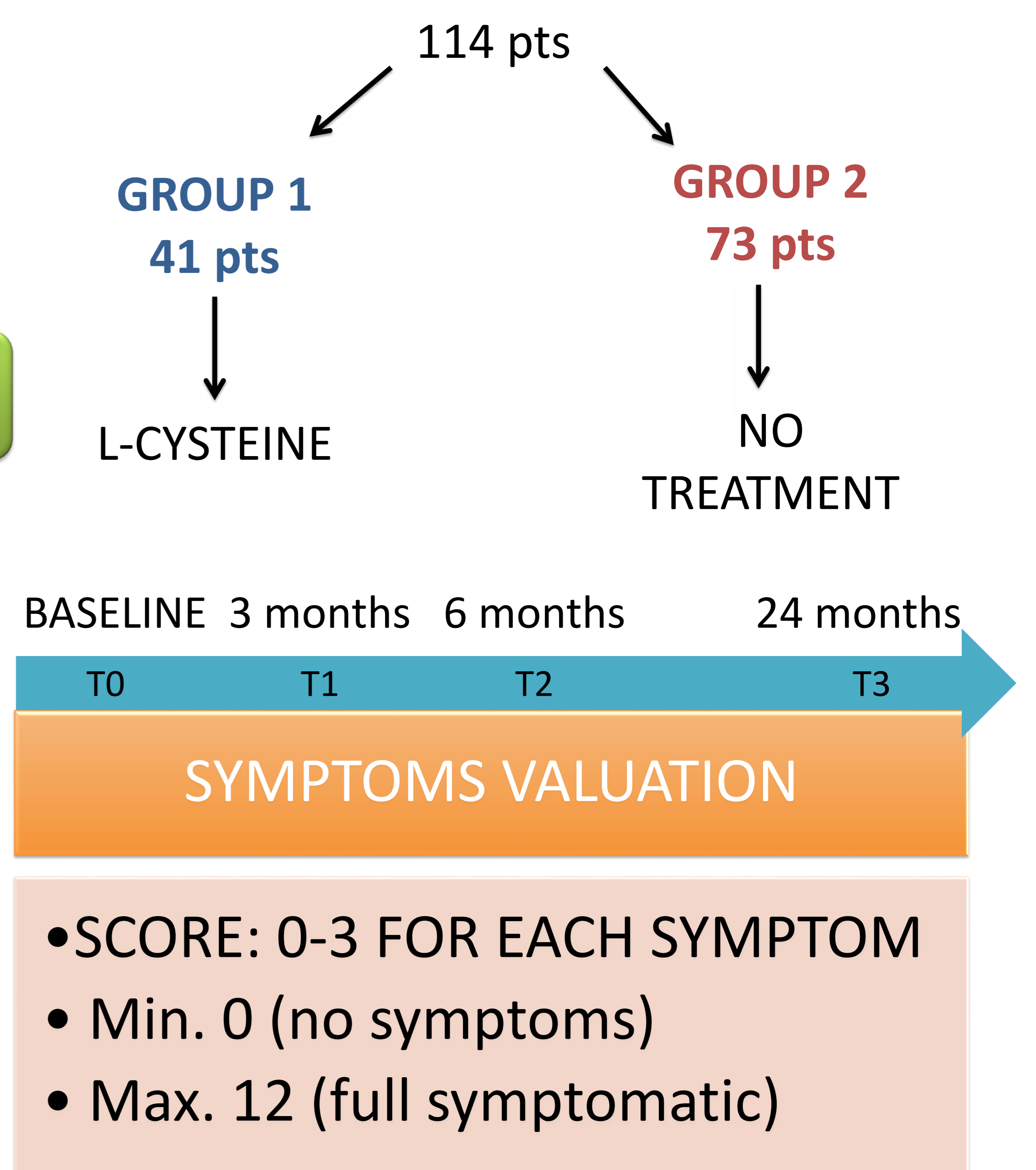


Recently, a modified L-cysteine (Acetium™) has been proposed as adjuvant therapy in CAG by removing acetaldehyde – a class I chemical carcinogen - from the stomach in a covalent-binding way.

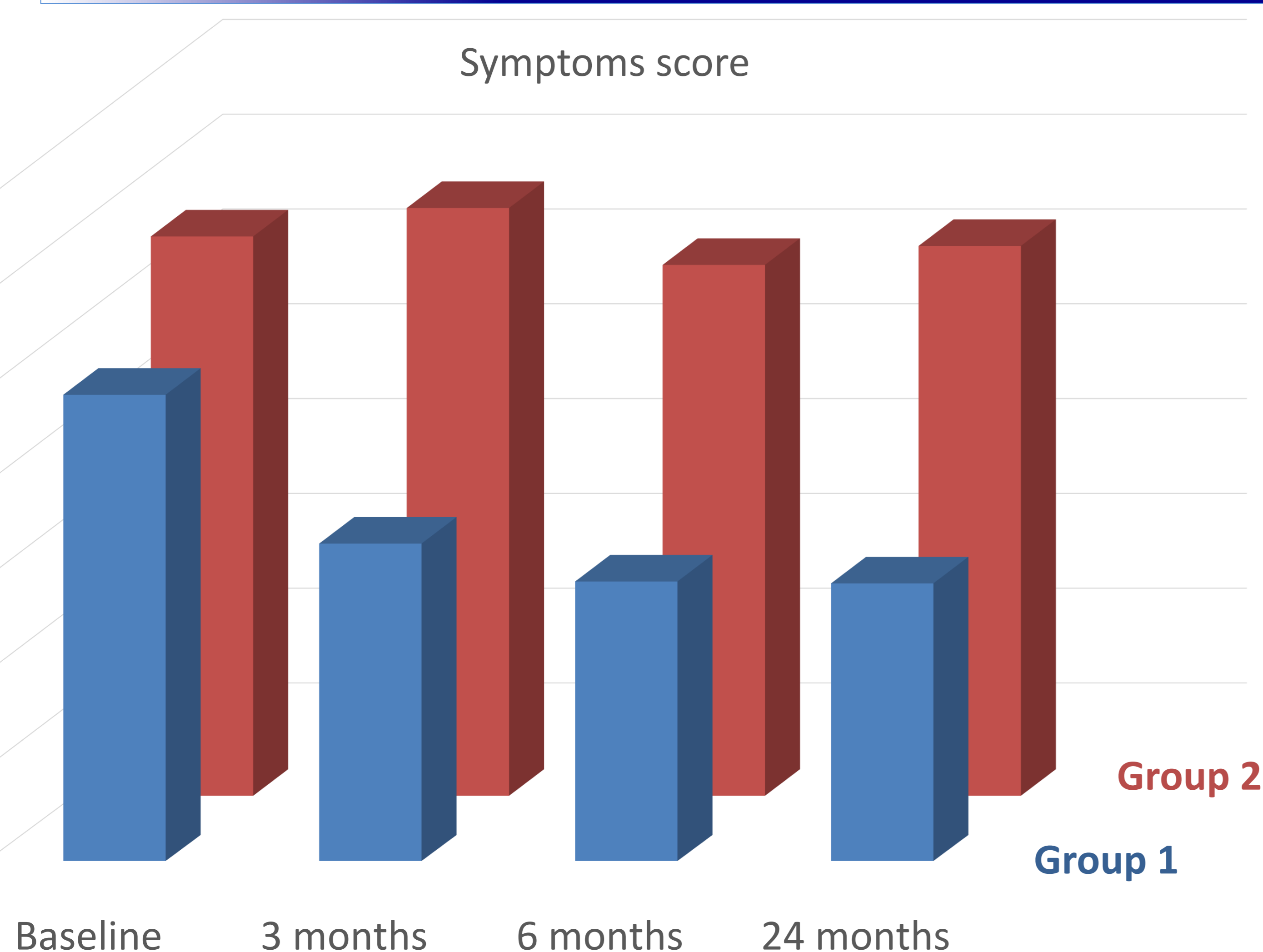
Aim of the study was to use Acetium™ in the improvement of symptoms in patients with diagnosis of CAG, and to evaluate the results after two years of follow-up.

SUBJECTS AND METHODS

One hundred and fourteen consecutive patients (M= 43, mean age= 52.5 ys, range= 31-69 ys) with histological diagnosis of CAG by means of both gastric histology (moderate to severe chronic, atrophic, body gastritis according to the O.L.G.A. staging system) and serology (Pepsinogen 1 < 25 µg/l; Gastrin 17 > 14 pmol/l (Gastropanel® Biohit Oyj, Finland) entered the study .



RESULTS



The global symptoms score, after 24 months of follow up, results as follows:

- **Group 1:** baseline 4.93; 3 months 3.36; 6 months 2.96; 24 months 2.64.
- **Group 2:** baseline 5.9, 3 months 6.2, 6 months 5.6, 24 months 5.8 (p< 0.01).

Subdividing the CAG patients according to the etiology (autoimmune gastritis or previous Hp infection) no differences were found in improving symptoms.

No relevant side effects were observed during the study.

CONCLUSIONS

The administration of L-cysteine (Acetium™) in subjects affected by moderate – severe CAG seems able to improve the symptoms in a 24 months follow-up.