

Product specifications



- Sample: stool sample
- Test principle: immunological detection of Hb and Hb/Hp complex
- Kit components: sampling tube, sampling paper, test cassette, instructions for use
- Storage: 2-30 °C
- Quality control: positive control available



In the United States and Japan for research use only.

Reference

1. Vasilyev S, Smirnova E, Popov D et al. Anticancer Res 2015; 35:2873-2880.

BIOHIT ColonView quick test



Ordering details:

REF	Product
602250.02	BIOHIT ColonView quick test, 30 tests
602390	BIOHIT ColonView QT Control

CONTACT

Biohit Oyj
Laippatie 1
00880 Helsinki
Finland
Tel. +358 9 773 861
info@biohit.fi

Biohit HealthCare Srl
Via Boncompagni, 3
20139 Milano
Italy
Tel +39 02 38238113
Fax +39 02 38236521
info.italy@biohit.fi

Biohit HealthCare Ltd.
Pioneer House, North Rd
Ellesmere Port, CH65 1AD,
United Kingdom
Tel. +44 151 550 4 550
Fax. +44 151 550 4 551
info@biohithealthcare.co.uk

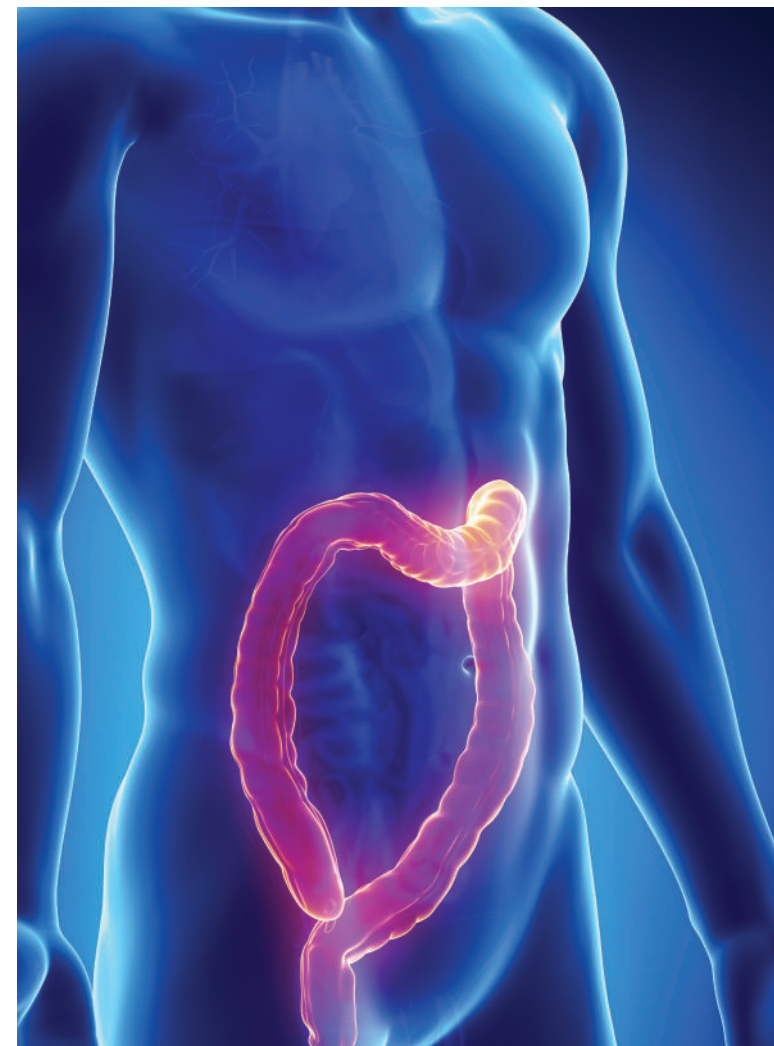
biohithealthcare.com

BIOHIT
Innovating for Health

BIOHIT ColonView (FOB) quick test



VERSATILE SCREENING TOOL FOR COLORECTAL CANCER



490089en-03 © BIOHIT OYJ 08/2023

BIOHIT
Innovating for Health

BIOHIT ColonView quick test

Detects bleeding derived from lower GI tract

Detection of occult blood in feces is essential in the early diagnosis of colorectal cancer. The BIOHIT ColonView quick test is an immunological lateral flow test which detects hemoglobin and hemoglobin-haptoglobin complex (degraded hemoglobin) from stool. With this combination of two biomarkers, the ColonView test can be used for detecting bleeding derived from the colon or upper parts of the gastrointestinal (GI) tract. This makes ColonView a superior tool to detect bleeding cancer tumors and their precursors.

- Detects bleeding from lower and upper GI tract
- Adenoma & carcinoma: sensitivity 97 % and specificity 85% (1)
- Hygienic sampling, transportation and analysis
- No dietary restrictions before sample collection
- Results in 15 min

One sample for dual testing

Clever design of the ColonView sampling tube eliminates patient-errors and ensures that there will always be a correct sample amount. The sampling tube contains all the necessary reagents and no additional accessories are needed for the analysis. One sample is enough for the testing of both Hb and Hb/Hp complex, and the result is ready in 15 minutes.

Improve accuracy to
the screening of
colorectal cancer

Testing made easy

The stool specimens are collected easily with the stool collection paper and sample applicator stick. To guarantee the best possible accuracy, it is recommended to take samples on 3 consecutive days.


1. Make bowel movement
onto the collection paper.



2. Unscrew the blue
end and remove the
sample applicator.



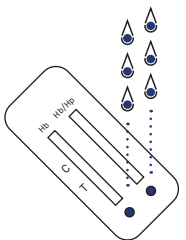
3. Collect sample by inserting
the stick into the stool specimen.



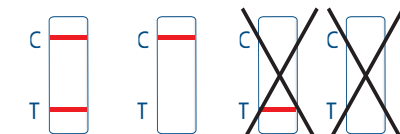
4. Re-insert applicator stick.



5. Unscrew the white cap
and drop three drops to
the test cassette.



6. Read after 15 minutes



Positive Negative Invalid

